

ICC • 300-350 mm • 6mm • 40x35 - 1/2"

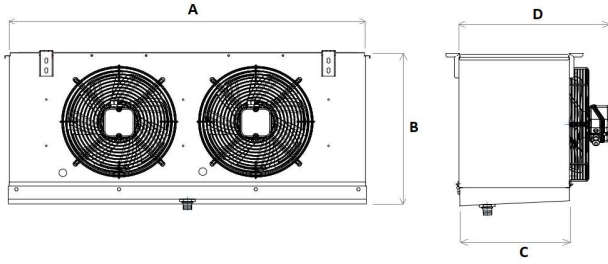
KAPASİTE TABLOSU • CAPACITY TABLE

MODEL / MODEL	Yüzey / Surface m ²	KAPASİTE / CAPACITY (R404A)				Hava Debisi Air Flow m ³ / h	Boru Hacmi Tube Volume dm ³	Fanlar Fans Çap Diameter mm	Boyutlar Dimensions mm				Defrost Isıtıcıları Electric Defrost			
		SC1 0/+10°C Watt	SC2 -8/ 0°C Watt	SC3 -25/-18°C Watt	SC4 -31/-25°C Watt				A	B	C	D	E1		E2	
		Batarya Coil Batterie Watt	Batarya Coil Batterie Watt	Tava Drain Tray Watt												
1 x Fan	ICC 30.11 FS4 06A	7,39	2.389	1.694	1.263	1.003	1.480	1,99	300	755	465	310	430	3x250	3x250	2x250
	ICC 30.11 FS6 06A	11,08	3.240	2.198	1.507	1.187	1.340	2,99	300	755	465	375	495	5x250	5x250	2x250
	ICC 35.11 FS4 06A	8,87	3.519	2.668	1.815	1.400	2.525	2,39	350	855	545	310	430	4x250	4x250	2x250
	ICC 35.11 FS6 06A	13,30	4.599	3.580	2.618	2.090	2.310	3,59	350	855	545	375	495	5x250	5x250	2x250
2 x Fan	ICC 30.12 FS4 06A	14,78	4.825	3.425	2.578	2.064	2.960	3,99	300	1.155	465	310	430	3x450	3x450	2x450
	ICC 30.12 FS6 06A	22,17	6.621	4.499	3.131	2.488	2.680	5,98	300	1.155	465	375	495	5x450	5x450	2x450
	ICC 35.12 FS4 06A	17,74	7.183	5.467	3.780	2.934	5.050	4,79	350	1.355	545	310	430	4x500	4x500	2x500
	ICC 35.12 FS6 06A	26,60	9.456	7.234	5.034	3.940	4.620	7,18	350	1.355	545	375	495	5x500	5x500	2x500
3 x Fan	ICC 30.13 FS4 06A	22,17	7.423	5.208	3.626	3.136	4.440	5,98	300	1.555	465	310	430	3x650	3x650	2x650
	ICC 30.13 FS6 06A	33,25	10.006	6.797	4.761	3.782	4.020	8,97	300	1.555	465	375	495	5x650	5x650	2x650
	ICC 35.13 FS4 06A	26,60	10.850	8.272	5.752	4.475	7.575	7,18	350	1.855	545	310	430	4x750	4x750	2x750
	ICC 35.13 FS6 06A	39,90	14.203	10.784	7.330	5.688	6.930	10,77	350	1.855	545	375	495	5x750	5x750	2x750
4 x Fan	ICC 30.14 FS4 06A	29,56	9.978	7.031	5.054	3.990	5.920	7,98	300	1.955	465	310	430	3x850	3x850	2x850
	ICC 30.14 FS6 06A	44,34	11.689	8.898	6.656	5.353	5.360	11,96	300	1.955	465	375	495	5x850	5x850	2x850
	ICC 35.14 FS4 06A	35,47	14.518	11.077	7.726	6.018	10.100	9,57	350	2.355	545	310	430	4x1000	4x1000	2x1000
	ICC 35.14 FS6 06A	53,21	19.082	14.622	10.255	8.053	9.240	14,36	350	2.355	545	375	495	5x1000	5x1000	2x1000

ICC • 300-350 mm • 8mm • 40x35 - 1/2"

KAPASİTE TABLOSU • CAPACITY TABLE

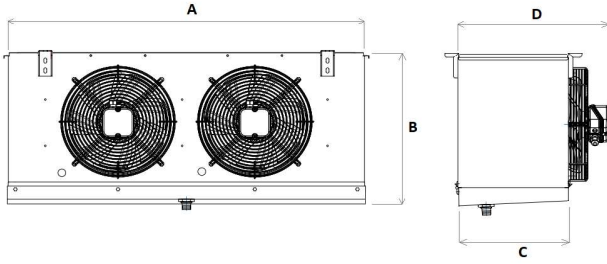
MODEL / MODEL	Yüzey / Surface m ²	KAPASİTE / CAPACITY (R404A)				Hava Debisi Air Flow m ³ / h	Boru Hacmi Tube Volume dm ³	Fanlar Fans Çap Diameter mm	Boyutlar Dimensions mm				Defrost Isıtıcıları Electric Defrost			
		SC1 0/+10°C Watt	SC2 -8/ 0°C Watt	SC3 -25/-18°C Watt	SC4 -31/-25°C Watt				A	B	C	D	E1		E2	
		Batarya Coil Batterie Watt	Batarya Coil Batterie Watt	Tava Drain Tray Watt												
1 x Fan	ICC 30.11 FS4 08A	5,66	1.798	1.461	1.003	850	1.525	1,99	300	755	465	310	430	3x250	3x250	2x250
	ICC 30.11 FS6 08A	8,49	2.580	1.971	1.377	1.088	1.400	2,99	300	755	465	375	495	5x250	5x250	2x250
	ICC 35.11 FS4 08A	6,79	2.976	2.343	1.631	1.288	2.600	2,39	350	855	545	310	430	4x250	4x250	2x250
	ICC 35.11 FS6 08A	10,19	4.054	3.159	2.353	1.829	2.400	3,59	350	855	545	375	495	5x250	5x250	2x250
2 x Fan	ICC 30.12 FS4 08A	11,32	3.619	2.947	2.246	1.742	3.050	3,99	300	1.155	465	310	430	3x450	3x450	2x450
	ICC 30.12 FS6 08A	16,98	5.241	4.017	2.845	2.262	2.800	5,98	300	1.155	465	375	495	5x450	5x450	2x450
	ICC 35.12 FS4 08A	13,58	6.054	4.781	3.374	2.641	5.200	4,79	350	1.355	545	310	430	4x500	4x500	2x500
	ICC 35.12 FS6 08A	20,38	8.401	6.443	4.566	3.628	4.800	7,18	350	1.355	545	375	495	5x500	5x500	2x500
3 x Fan	ICC 30.13 FS4 08A	16,98	5.906	4.551	3.230	2.657	4.575	5,98	300	1.555	465	310	430	3x650	3x650	2x650
	ICC 30.13 FS6 08A	25,47	7.905	6.065	4.318	3.440	4.200	8,97	300	1.555	465	375	495	5x650	5x650	2x650
	ICC 35.13 FS4 08A	20,38	9.134	7.221	5.122	4.018	7.800	7,18	350	1.855	545	310	430	4x750	4x750	2x750
	ICC 35.13 FS6 08A	30,56	12.670	9.351	6.697	5.233	7.200	10,77	350	1.855	545	375	495	5x750	5x750	2x750
4 x Fan	ICC 30.14 FS4 08A	22,64	7.739	6.100	4.451	3.581	6.100	7,98	300	1.955	465	310	430	3x850	3x850	2x850
	ICC 30.14 FS6 08A	33,96	10.334	8.095	5.982	4.718	5.600	11,96	300	1.955	465	375	495	5x850	5x850	2x850
	ICC 35.14 FS4 08A	27,17	12.215	9.661	6.872	5.396	10.400	9,57	350	2.355	545	310	430	4x1000	4x1000	2x1000
	ICC 35.14 FS6 08A	40,75	16.926	13.001	9.278	7.390	9.600	14,36	350	2.355	545	375	495	5x1000	5x1000	2x1000



ICC • 400-450-500 mm • 6mm • 40x35 - 1/2"

KAPASİTE TABLOSU • CAPACITY TABLE

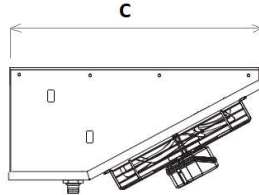
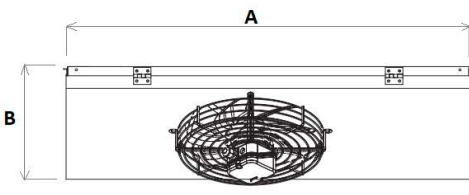
MODEL / MODEL	Yüzey / Surface m ²	KAPASİTE / CAPACITY (R404A)				Hava Debisi Air Flow m ³ / h	Boru Hacmi Tube Volume dm ³	Fanlar Fans Çap Diameter mm	Boyutlar Dimensions A B C D mm mm mm mm				Defrost Isıtıcıları Electric Defrost E1 E2 Batarya Coil Batterele Watt Watt Tava Drain Tray Watt			
		SC1 0/+10°C Watt	SC2 -8/ 0°C Watt	SC3 -25/-18°C Watt	SC4 -31/-25°C Watt				Batarya Coil Batterele Watt	Batarya Coil Batterele Watt	Tava Drain Tray Watt					
		Watt	Watt	Watt	Watt				Watt	Watt	Watt					
1 x Fan	ICC 40.11 FS4 06A	16,81	5.109	4.035	2.965	2.374	3.680	4,54	400	955	635	375	515	4x350	4x350	2x350
	ICC 40.11 FS5 06A	21,01	6.161	4.726	3.309	2.591	3.560	5,67	400	955	635	415	555	5x350	5x350	2x350
	ICC 40.11 FS6 06A	25,22	6.887	5.213	3.500	2.704	3.435	6,80	400	955	635	415	555	5x350	5x350	2x350
	ICC 45.11 FS4 06A	16,81	5.491	4.422	3.239	2.539	4.630	4,54	450	1.055	635	375	515	5x350	5x350	2x350
	ICC 45.11 FS6 06A	25,22	7.509	5.648	3.726	2.865	4.215	6,80	450	1.055	635	415	555	7x350	7x350	2x350
	ICC 50.11 FS6 06A	35,50	10.917	6.526	4.970	3.873	6.358	9,30	500	1.205	715	415	555	8x450	8x450	2x450
ICC 50.11 FS8 06A	47,30	13.001	7.529	5.885	4.667	5.798	12,40	500	1.205	715	515	655	10x450	10x450	2x450	
2 x Fan	ICC 40.12 FS4 06A	33,62	10.652	8.143	5.674	4.443	7.360	9,07	400	1.505	635	375	515	4x700	4x700	2x700
	ICC 40.12 FS5 06A	42,03	12.500	9.622	6.826	5.370	7.120	11,34	400	1.505	635	415	555	5x700	5x700	2x700
	ICC 40.12 FS6 06A	50,44	14.100	10.017	7.809	6.243	6.870	13,61	400	1.505	635	415	555	5x700	5x700	2x700
	ICC 45.12 FS4 06A	33,62	11.352	8.900	6.135	4.752	9.260	9,07	450	1.705	635	375	515	5x700	5x700	2x700
	ICC 45.12 FS6 06A	50,44	15.561	11.978	8.500	6.704	8.430	13,61	450	1.705	635	415	555	7x700	7x700	2x700
	ICC 50.12 FS6 06A	71,00	23.270	15.921	12.376	10.331	12.605	18,60	500	2.005	715	415	555	8x850	8x850	2x850
ICC 50.12 FS8 06A	94,60	27.829	19.098	14.900	12.252	11.485	24,80	500	2.005	715	515	655	10x850	10x850	2x850	
3 x Fan	ICC 40.13 FS4 06A	46,56	14.396	11.200	7.939	6.022	10.840	12,76	400	2.055	635	375	515	4x1000	4x1000	2x1000
	ICC 40.13 FS5 06A	58,19	17.174	13.191	9.365	7.009	10.420	15,95	400	2.055	635	415	555	5x1000	5x1000	2x1000
	ICC 40.13 FS6 06A	69,83	19.130	14.843	10.496	8.000	10.040	19,14	400	2.055	635	415	555	5x1000	5x1000	2x1000
	ICC 45.13 FS4 06A	50,44	16.961	13.548	10.122	7.530	13.890	13,83	450	2.355	635	375	515	5x1000	5x1000	2x1000
	ICC 45.13 FS6 06A	75,65	23.374	17.922	12.522	9.857	12.645	20,74	450	2.355	635	415	555	7x1000	7x1000	2x1000
	ICC 50.13 FS6 06A	106,40	34.704	23.601	18.506	15.459	18.908	27,90	500	2.805	715	415	555	8x1250	8x1250	2x1250
ICC 50.13 FS8 06A	141,90	41.823	28.088	21.657	17.253	17.264	37,20	500	2.805	715	515	655	10x1250	10x1250	2x1250	
4 x Fan	ICC 40.14 FS4 06A	59,49	18.622	13.970	9.235	7.070	14.280	16,31	400	2.605	635	375	515	4x1250	4x1250	2x1250
	ICC 40.14 FS5 06A	74,36	21.943	16.548	10.096	8.409	13.700	20,38	400	2.605	635	415	555	5x1250	5x1250	2x1250
	ICC 40.14 FS6 06A	89,23	24.739	19.222	13.422	10.074	13.170	24,46	400	2.605	635	415	555	5x1250	5x1250	2x1250
	ICC 45.14 FS4 06A	62,07	19.983	16.296	11.952	8.913	18.020	17,02	450	3.005	635	375	515	5x1250	5x1250	2x1250
	ICC 45.14 FS6 06A	93,11	28.422	21.578	14.687	11.374	16.480	25,53	450	3.005	635	415	555	7x1250	7x1250	2x1250
	ICC 50.14 FS6 06A	141,90	46.945	32.090	25.001	20.901	25.210	37,20	500	3.605	715	415	555	8x1650	8x1650	2x1650
ICC 50.14 FS8 06A	189,20	56.067	38.447	30.043	24.762	22.970	49,60	500	3.605	715	515	655	10x1650	10x1650	2x1650	
5 x F	ICC 50.15 FS6 06A	177,00	59.095	40.166	31.828	26.228	31.513	46,50	500	4.405	715	415	555	8x2050	8x2050	2x2050
	ICC 50.15 FS8 06A	236,00	68.159	44.814	33.384	26.455	28.812	62,00	500	4.405	715	515	655	10x2050	10x2050	2x2050



ICC ● 400-450-500 mm ● 8mm ● 40x35 - 1/2"

KAPASİTE TABLOSU ● CAPACITY TABLE

MODEL / MODEL	Yüzey / Surface m ²	KAPASİTE / CAPACITY (R404A)				Hava Debisi Air Flow m ³ / h	Boru Hacmi Tube Volume dm ³	Fanlar Fans Çap Diameter mm	Boyutlar Dimensions A B C D mm mm mm mm				Defrost Isıtıcıları Electric Defrost E1 E2 Batarya Coil Batterele Watt Watt Tava Drain Tray Watt			
		SC1 0/+10°C Watt	SC2 -8/ 0°C Watt	SC3 -25/-18°C Watt	SC4 -31/-25°C Watt				Batarya Coil Batterele Watt	Batarya Coil Batterele Watt	Tava Drain Tray Watt					
		Watt	Watt	Watt	Watt				Watt	Watt	Watt					
1 x Fan	ICC 40.11 FS4 08A	12,88	4.296	3.478	2.587	2.061	3.690	4,54	400	955	635	375	515	4x350	4x350	2x350
	ICC 40.11 FS5 08A	16,10	5.400	4.117	2.961	2.352	3.560	5,67	400	955	635	415	555	5x350	5x350	2x350
	ICC 40.11 FS6 08A	19,31	6.139	4.664	3.200	2.522	3.430	6,80	400	955	635	415	555	5x350	5x350	2x350
	ICC 45.11 FS4 08A	12,88	4.748	3.857	2.843	2.274	4.765	4,54	450	1.055	635	375	515	5x350	5x350	2x350
	ICC 45.11 FS6 08A	19,31	6.730	5.100	3.461	2.674	4.370	6,80	450	1.055	635	415	555	7x350	7x350	2x350
	ICC 50.11 FS6 08A	26,60	9.437	5.388	4.085	3.174	6.743	9,30	500	1.205	715	415	555	8x450	8x450	2x450
ICC 50.11 FS8 08A	35,50	11.442	6.364	4.947	3.897	6.255	12,40	500	1.205	715	515	655	10x450	10x450	2x450	
2 x Fan	ICC 40.12 FS4 08A	25,75	9.104	7.091	5.035	3.957	7.380	9,07	400	1.505	635	375	515	4x700	4x700	2x700
	ICC 40.12 FS5 08A	32,19	10.926	8.422	6.070	4.848	7.120	11,34	400	1.505	635	415	555	5x700	5x700	2x700
	ICC 40.12 FS6 08A	38,63	12.413	9.596	6.983	5.596	6.860	13,61	400	1.505	635	415	555	5x700	5x700	2x700
	ICC 45.12 FS4 08A	25,75	9.822	7.800	5.487	4.283	9.530	9,07	450	1.705	635	375	515	5x700	5x700	2x700
	ICC 45.12 FS6 08A	38,63	13.700	10.565	7.661	6.117	8.740	13,61	450	1.705	635	415	555	7x700	7x700	2x700
	ICC 50.12 FS6 08A	53,20	20.596	14.035	11.035	8.918	13.471	18,60	500	2.005	715	415	555	8x850	8x850	2x850
ICC 50.12 FS8 08A	71,00	25.019	17.094	13.371	10.724	12.494	24,80	500	2.005	715	515	655	10x850	10x850	2x850	
3 x Fan	ICC 40.13 FS4 08A	35,66	12.217	9.757	6.978	5.217	11.090	12,76	400	2.055	635	375	515	4x1000	4x1000	2x1000
	ICC 40.13 FS5 08A	44,57	15.122	11.583	8.230	6.191	10.700	15,95	400	2.055	635	415	555	5x1000	5x1000	2x1000
	ICC 40.13 FS6 08A	53,49	16.848	13.126	9.152	7.017	10.360	19,14	400	2.055	635	415	555	5x1000	5x1000	2x1000
	ICC 45.13 FS4 08A	38,63	14.722	11.800	8.761	6.722	14.295	13,83	450	2.355	635	375	515	5x1000	5x1000	2x1000
	ICC 45.13 FS6 08A	57,94	20.652	15.878	11.348	8.909	13.110	20,74	450	2.355	635	415	555	7x1000	7x1000	2x1000
	ICC 50.13 FS6 08A	79,80	30.598	20.723	16.411	13.198	20.207	27,90	500	2.805	715	415	555	8x1250	8x1250	2x1250
ICC 50.13 FS8 08A	106,40	37.148	24.823	18.618	14.778	18.741	37,20	500	2.805	715	515	655	10x1250	10x1250	2x1250	
4 x Fan	ICC 40.14 FS4 08A	45,56	15.957	12.374	8.457	6.396	14.630	16,31	400	2.605	635	375	515	4x1250	4x1250	2x1250
	ICC 40.14 FS5 08A	56,95	19.504	14.752	10.109	7.643	14.100	20,38	400	2.605	635	415	555	5x1250	5x1250	2x1250
	ICC 40.14 FS6 08A	68,34	22.370	17.113	12.052	9.052	13.620	24,46	400	2.605	635	415	555	5x1250	5x1250	2x1250
	ICC 45.14 FS4 08A	47,54	17.261	13.752	10.048	7.600	18.580	17,02	450	3.005	635	375	515	5x1250	5x1250	2x1250
	ICC 45.14 FS6 08A	71,31	25.330	19.191	13.343	10.157	17.210	25,53	450	3.005	635	415	555	7x1250	7x1250	2x1250
	ICC 50.14 FS6 08A	106,40	41.481	28.244	22.242	18.021	26.942	37,20	500	3.605	715	415	555	8x1650	8x1650	2x1650
ICC 50.14 FS8 08A	141,90	50.338	34.372	26.924	21.640	24.988	49,60	500	3.605	715	515	655	10x1650	10x1650	2x1650	
5 x F	ICC 50.15 FS6 08A	136,00	52.004	35.215	27.940	22.340	32.864	46,50	500	4.405	715	415	555	8x2050	8x2050	2x2050
	ICC 50.15 FS8 08A	177,40	61.449	42.688	32.742	27.018	31.553	62,00	500	4.405	715	515	655	10x2050	10x2050	2x2050



ICS • 300-350 mm • 6mm • 40x35 - 1/2"

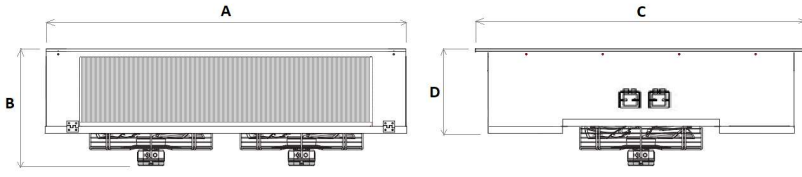
KAPASİTE TABLOSU • CAPACITY TABLE

MODEL / MODEL	Yüzey / Surface	KAPASİTE / CAPACITY (R404A)				Hava Debisi / Air Flow	Boru Hacmi / Tube Volume	Fanlar / Fans	Boyutlar / Dimensions				Defrost Isıtıcıları / Electric Defrost			
		SC1 0/+10°C	SC2 -8/ 0°C	SC3 -25/-18°C	SC4 -31/-25°C				Çap / Diameter	A	B	C	D	E1		E2
														Batarya Coil / Batterie	Batarya Coil / Batterie	Tava / Drain Tray
m ²	Watt	Watt	Watt	Watt	m ³ / h	dm ³	mm	mm	mm	mm	mm	mm	mm	Watt	Watt	Watt
1 x Fan	ICS 30.11 FS4 06A	6,59	1.900	1.561	1.195	941	1.420	0,72	300	855	305	650	-	2x300	2x300	2x300
	ICS 30.11 FS6 06A	9,88	2.400	1.813	1.386	1.102	1.270	1,08	300	855	305	650	-	2x400	2x400	2x400
	ICS 35.11 FS4 06A	8,78	2.891	2.326	1.686	1.326	2.325	0,96	350	1.055	305	720	-	2x500	2x500	2x500
	ICS 35.11 FS6 06A	13,17	3.748	2.965	2.271	1.771	2.060	1,44	350	1.055	305	720	-	2x600	2x600	2x600
2 x Fan	ICS 30.12 FS4 06A	13,17	3.813	3.135	2.415	1.911	2.840	1,44	300	1.455	305	650	-	2x700	2x700	2x700
	ICS 30.12 FS6 06A	19,76	5.135	4.061	3.059	2.394	2.540	2,15	300	1.455	305	650	-	2x900	2x900	2x900
	ICS 35.12 FS4 06A	17,56	5.291	4.487	3.504	2.742	4.650	1,91	350	1.855	305	720	-	2x1000	2x1000	2x1000
	ICS 35.12 FS6 06A	26,34	6.357	5.048	4.153	3.602	4.120	2,87	350	1.855	305	720	-	2x1250	2x1250	2x1250
3 x Fan	ICS 30.13 FS4 06A	19,76	5.735	4.709	3.661	2.881	4.260	2,15	300	2.055	305	650	-	2x1000	2x1000	2x1000
	ICS 30.13 FS6 06A	29,64	7.217	5.457	4.178	3.331	3.810	3,23	300	2.055	305	650	-	2x1250	2x1250	2x1250
	ICS 35.13 FS4 06A	26,34	7.439	5.387	5.199	4.102	6.975	2,87	350	2.655	305	720	-	2x1500	2x1500	2x1500
	ICS 35.13 FS6 06A	39,51	11.209	8.939	6.877	5.386	6.180	4,31	350	2.655	305	720	-	2x2000	2x2000	2x2000
4 x Fan	ICS 30.14 FS4 06A	26,34	3.130	5.687	4.263	3.415	5.680	2,87	300	2.655	305	650	-	2x1250	2x1250	2x1250
	ICS 30.14 FS6 06A	39,51	10.287	8.135	6.153	4.818	5.080	4,31	300	2.655	305	650	-	2x1500	2x1500	2x1500
	ICS 35.14 FS4 06A	35,12	10.796	9.000	7.038	5.517	9.300	3,83	350	3.455	305	720	-	2x2000	2x2000	2x2000
	ICS 35.14 FS6 06A	52,68	15.865	12.339	9.055	7.267	8.240	5,74	350	3.455	305	720	-	2x2500	2x2500	2x2500

ICS • 300-350 mm • 8mm • 40x35 - 1/2"

KAPASİTE TABLOSU • CAPACITY TABLE

MODEL / MODEL	Yüzey / Surface	KAPASİTE / CAPACITY (R404A)				Hava Debisi / Air Flow	Boru Hacmi / Tube Volume	Fanlar / Fans	Boyutlar / Dimensions				Defrost Isıtıcıları / Electric Defrost			
		SC1 0/+10°C	SC2 -8/ 0°C	SC3 -25/-18°C	SC4 -31/-25°C				Çap / Diameter	A	B	C	D	E1		E2
														Batarya Coil / Batterie	Batarya Coil / Batterie	Tava / Drain Tray
m ²	Watt	Watt	Watt	Watt	m ³ / h	dm ³	mm	mm	mm	mm	mm	mm	mm	Watt	Watt	Watt
1 x Fan	ICS 30.11 FS4 08A	5,09	2.257	2.030	1.487	1.186	2.410	0,72	300	855	305	650	-	2x300	2x300	2x300
	ICS 30.11 FS6 08A	7,63	3.239	2.600	1.958	1.542	2.160	1,08	300	855	305	650	-	2x400	2x400	2x400
	ICS 35.11 FS4 08A	6,79	2.891	2.326	1.686	1.326	2.325	0,96	350	1.055	305	720	-	2x500	2x500	2x500
	ICS 35.11 FS6 08A	10,18	3.748	2.965	2.271	1.771	2.060	1,44	350	1.055	305	720	-	2x600	2x600	2x600
2 x Fan	ICS 30.12 FS4 08A	10,18	4.622	3.757	2.936	2.280	4.820	1,44	300	1.455	305	650	-	2x700	2x700	2x700
	ICS 30.12 FS6 08A	15,27	6.996	5.430	4.017	3.229	4.320	2,15	300	1.455	305	650	-	2x900	2x900	2x900
	ICS 35.12 FS4 08A	13,57	5.291	4.487	3.504	2.742	4.650	1,91	350	1.855	305	720	-	2x1000	2x1000	2x1000
	ICS 35.12 FS6 08A	20,36	6.357	5.048	4.153	3.602	4.120	2,87	350	1.855	305	720	-	2x1250	2x1250	2x1250
3 x Fan	ICS 30.13 FS4 08A	15,27	7.800	6.313	4.674	3.743	7.230	2,15	300	2.055	305	650	-	2x1000	2x1000	2x1000
	ICS 30.13 FS6 08A	22,90	10.000	8.043	6.104	4.761	6.480	3,23	300	2.055	305	650	-	2x1250	2x1250	2x1250
	ICS 35.13 FS4 08A	20,36	7.635	5.526	5.335	4.209	6.975	2,87	350	2.655	305	720	-	2x1500	2x1500	2x1500
	ICS 35.13 FS6 08A	30,54	11.583	9.174	7.057	5.526	6.180	4,31	350	2.655	305	720	-	2x2000	2x2000	2x2000
4 x Fan	ICS 30.14 FS4 08A	20,36	9.257	7.526	5.898	4.585	9.640	2,87	300	2.655	305	650	-	2x1250	2x1250	2x1250
	ICS 30.14 FS6 08A	30,54	14.030	10.900	8.102	6.504	8.640	4,31	300	2.655	305	650	-	2x1500	2x1500	2x1500
	ICS 35.14 FS4 08A	27,15	10.796	9.000	7.038	5.517	9.300	3,83	350	3.455	305	720	-	2x2000	2x2000	2x2000
	ICS 35.14 FS6 08A	40,72	15.865	12.339	9.055	7.267	8.240	5,74	350	3.455	305	720	-	2x2500	2x2500	2x2500



ICD • 300-350-400 mm • 4mm • 40x35 - 1/2"

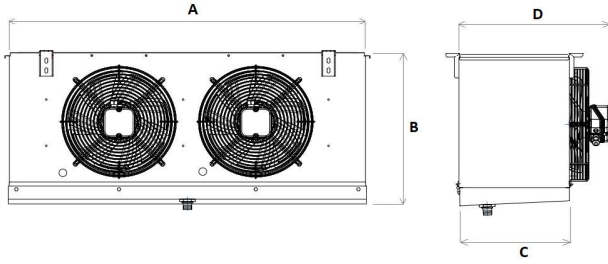
KAPASİTE TABLOSU • CAPACITY TABLE

MODEL / MODEL	Yüzey / Surface	KAPASİTE / CAPACITY (R404A)				Hava Debisi / Air Flow	Boru Hacmi / Tube Volume	Fanlar / Fans	Boyutlar / Dimensions				Defrost Isıtıcıları / Electric Defrost				
		SC1 0/+10°C	SC2 -8/0°C	SC3 -25/-18°C	SC4 -31/-25°C				Çap / Diameter	A	B	C	D	E1		Tava / Drain Tray	
														Batarya Cöl / Batterie	Batarya Cöl / Batterie		Watt
m ²	Watt	Watt	Watt	Watt	m ³ / h	dm ³	mm	mm	mm	mm	mm	mm	mm	mm	Watt	Watt	Watt
1 x Fan	ICD 30.11 FS4 04A	10,64	2.143	1.722	-	-	1.450	1,99	300	655	385	850	285	6x150	-	-	-
	ICD 30.11 FS6 04A	15,96	3.148	2.509	-	-	1.290	2,99	300	655	385	1.000	285	6x250	-	-	-
	ICD 35.11 FS4 04A	15,96	3.900	3.161	-	-	2.480	2,99	350	755	425	900	325	6x250	-	-	-
	ICD 35.11 FS6 04A	23,94	5.365	4.161	-	-	2.225	4,49	350	755	425	1.050	325	8x250	-	-	-
2 x Fan	ICD 30.12 FS4 04A	21,28	5.291	4.161	-	-	2.900	3,99	300	1.055	385	850	285	6x450	-	-	-
	ICD 30.12 FS6 04A	31,92	6.726	5.200	-	-	2.580	5,98	300	1.055	385	1.000	285	8x450	-	-	-
	ICD 35.12 FS4 04A	31,92	8.504	6.465	-	-	4.960	5,98	350	1.255	425	900	325	8x500	-	-	-
	ICD 35.12 FS6 04A	47,88	10.848	8.448	-	-	4.450	8,97	350	1.255	425	1.050	325	8x500	-	-	-
	ICD 40.12 FS4 04A	41,50	11.239	8.843	-	-	6.780	7,78	400	1.555	445	1.050	325	6x700	-	-	-
	ICD 40.12 FS6 04A	62,24	14.326	11.283	-	-	6.140	11,67	400	1.555	445	1.200	325	8x700	-	-	-
3 x Fan	ICD 30.13 FS4 04A	31,92	7.561	6.157	-	-	4.350	5,98	300	1.455	385	850	285	6x650	-	-	-
	ICD 35.13 FS4 04A	47,88	12.904	10.074	-	-	7.440	8,97	350	1.755	425	900	325	6x750	-	-	-
	ICD 35.13 FS6 04A	71,82	16.335	12.735	-	-	6.675	13,46	350	1.755	425	1.050	325	8x750	-	-	-
	ICD 40.13 FS4 04A	57,46	15.722	12.383	-	-	10.170	10,77	400	2.055	445	1.050	325	6x1000	-	-	-
	ICD 40.13 FS6 04A	110,12	18.952	15.217	-	-	9.210	20,64	400	2.055	445	1.200	325	8x1000	-	-	-
4 x F	ICD 40.14 FS4 04A	73,42	17.761	15.974	-	-	13.560	13,76	400	2.555	445	1.050	325	6x1250	-	-	-
	ICD 40.14 FS6 04A	110,12	25.722	20.274	-	-	12.280	20,64	400	2.555	445	1.200	325	8x1250	-	-	-

ICD • 300-350-400 mm • 6mm • 40x35 - 1/2"

KAPASİTE TABLOSU • CAPACITY TABLE

MODEL / MODEL	Yüzey / Surface	KAPASİTE / CAPACITY (R404A)				Hava Debisi / Air Flow	Boru Hacmi / Tube Volume	Fanlar / Fans	Boyutlar / Dimensions				Defrost Isıtıcıları / Electric Defrost				
		SC1 0/+10°C	SC2 -8/0°C	SC3 -25/-18°C	SC4 -31/-25°C				Çap / Diameter	A	B	C	D	E1		Tava / Drain Tray	
														Batarya Cöl / Batterie	Batarya Cöl / Batterie		Watt
m ²	Watt	Watt	Watt	Watt	m ³ / h	dm ³	mm	mm	mm	mm	mm	mm	mm	mm	Watt	Watt	Watt
1 x Fan	ICD 30.11 FS4 06A	7,39	1.561	1.196	1.026	826	1.520	1,99	300	655	385	850	285	6x150	6x150	2x150	
	ICD 30.11 FS6 06A	11,08	2.661	2.061	1.539	1.217	1.380	2,99	300	655	385	1.000	285	6x250	6x250	2x250	
	ICD 35.11 FS4 06A	11,08	3.122	2.587	1.987	1.539	2.600	2,99	350	755	425	900	325	6x250	6x250	2x250	
	ICD 35.11 FS6 06A	16,63	4.596	3.578	2.617	2.091	2.375	4,49	350	755	425	1.050	325	8x250	8x250	2x250	
2 x Fan	ICD 30.12 FS4 06A	14,78	4.278	3.426	2.578	2.065	3.040	3,99	300	1.055	385	850	285	6x450	6x450	2x450	
	ICD 30.12 FS6 06A	22,17	5.874	4.496	3.130	2.483	2.760	5,98	300	1.055	385	1.000	285	8x450	8x450	2x450	
	ICD 35.12 FS4 06A	22,17	7.183	5.465	3.778	2.935	5.200	5,98	350	1.255	425	900	325	6x500	6x500	2x500	
	ICD 35.12 FS6 06A	33,25	9.274	7.235	5.339	4.296	4.750	8,97	350	1.255	425	1.050	325	8x500	8x500	2x500	
	ICD 40.12 FS4 06A	28,82	8.813	7.213	5.504	4.426	7.060	7,78	400	1.555	445	1.050	325	6x700	6x700	2x700	
	ICD 40.12 FS6 06A	43,23	12.091	9.530	7.248	5.739	6.500	11,67	400	1.555	445	1.200	325	8x700	8x700	2x700	
3 x Fan	ICD 30.13 FS4 06A	22,17	6.804	5.209	3.626	2.826	4.560	5,98	300	1.455	385	850	285	6x650	6x650	2x650	
	ICD 35.13 FS4 06A	33,25	10.326	8.300	6.157	4.939	7.800	8,97	350	1.755	425	900	325	6x750	6x750	2x750	
	ICD 35.13 FS6 06A	49,88	13.952	10.891	8.065	6.491	7.135	13,46	350	1.755	425	1.050	325	8x750	8x750	2x750	
	ICD 40.13 FS4 06A	39,90	12.322	10.087	7.687	6.209	10.590	10,77	400	2.055	445	1.050	325	6x1000	6x1000	2x1000	
	ICD 40.13 FS6 06A	76,48	15.883	12.561	9.461	7.465	9.750	20,64	400	2.055	445	1.200	325	8x1000	8x1000	2x1000	
4 x F	ICD 40.14 FS4 06A	50,99	14.266	13.257	9.757	7.552	14.120	13,76	400	2.555	445	1.050	325	6x1250	6x1250	2x1250	
	ICD 40.14 FS6 06A	76,48	21.696	17.109	13.048	10.357	13.000	20,64	400	2.555	445	1.200	325	8x1250	8x1250	2x2500	



ICE • 630 mm • 6mm • 40x35 - 1/2"

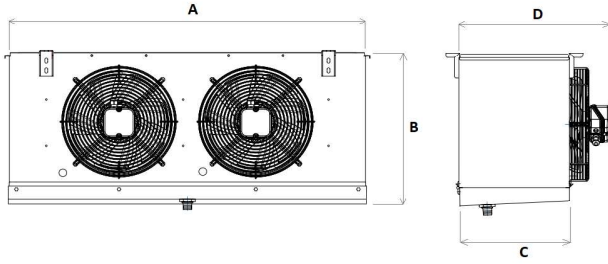
KAPASİTE TABLOSU • CAPACITY TABLE

MODEL / MODEL	Yüzey / Surface	KAPASİTE / CAPACITY (R404A)				Hava Debisi / Air Flow	Boru Hacmi / Tube Volume	Fanlar / Fans	Boyutlar / Dimensions				Defrost Isıtıcıları / Electric Defrost			
		SC1 0/+10°C	SC2 -8/ 0°C	SC3 -25/-18°C	SC4 -31/-25°C				Çap / Diameter	A	B	C	D	E1		E2
														Batarya Coil / Batterie	Batarya Coil / Batterie	Tava / Drain Tray
m ²	Watt	Watt	Watt	Watt	m ³ / h	dm ³	mm	mm	mm	mm	mm	mm	mm	Watt	Watt	Watt
1 x F	ICE 63.11 FS6 06A	65,86	23.190	15.260	11.140	8.850	8.670	17,96	630	1.440	1.066	600	740	8x750	8x750	2x750
	ICE 63.11 FS8 06A	87,81	26.410	17.380	12.680	10.080	8.130	23,94	630	1.440	1.060	700	840	10x750	10x750	2x750
2 x F	ICE 63.12 FS6 06A	131,71	42.390	27.890	20.360	16.170	17.350	35,91	630	2.440	1.066	600	740	8x1250	8x1250	2x1250
	ICE 63.12 FS8 06A	175,62	53.770	35.380	25.820	20.520	16.260	47,88	630	2.440	1.060	700	840	10x1250	10x1250	2x1250
3 x F	ICE 63.13 FS6 06A	197,57	64.120	42.190	30.800	24.470	26.030	53,87	630	3.440	1.066	600	740	8x1650	8x1650	2x1650
	ICE 63.13 FS8 06A	263,42	84.890	55.850	40.770	32.390	24.390	71,82	630	3.440	1.060	700	840	10x1650	10x1650	2x1650
4 x F	ICE 63.14 FS6 06A	263,42	90.690	59.670	43.600	34.600	34.710	71,82	630	4.440	1.066	600	740	8x2250	8x2250	2x2250
	ICE 63.14 FS8 06A	351,23	108.540	71.410	52.130	41.410	32.530	95,76	630	4.440	1.060	700	840	10x2250	10x2250	2x2250

ICE • 630 mm • 8mm • 40x35 - 1/2"

KAPASİTE TABLOSU • CAPACITY TABLE

MODEL / MODEL	Yüzey / Surface	KAPASİTE / CAPACITY (R404A)				Hava Debisi / Air Flow	Boru Hacmi / Tube Volume	Fanlar / Fans	Boyutlar / Dimensions				Defrost Isıtıcıları / Electric Defrost			
		SC1 0/+10°C	SC2 -8/ 0°C	SC3 -25/-18°C	SC4 -31/-25°C				Çap / Diameter	A	B	C	D	E1		E2
														Batarya Coil / Batterie	Batarya Coil / Batterie	Tava / Drain Tray
m ²	Watt	Watt	Watt	Watt	m ³ / h	dm ³	mm	mm	mm	mm	mm	mm	mm	Watt	Watt	Watt
1 x F	ICE 63.11 FS6 08A	50,90	18.940	12.460	9.100	7.220	8.810	17,96	630	1.440	1.066	600	740	8x750	8x750	2x750
	ICE 63.11 FS8 08A	67,87	22.861	15.040	10.980	8.720	8.290	23,94	630	1.440	1.060	700	840	10x750	10x750	2x750
2 x F	ICE 63.12 FS6 08A	101,80	38.471	25.310	18.480	14.680	17.610	35,91	630	2.440	1.066	600	740	8x1250	8x1250	2x1250
	ICE 63.12 FS8 08A	135,73	45.494	29.930	21.850	17.360	16.590	47,88	630	2.440	1.060	700	840	10x1250	10x1250	2x1250
3 x F	ICE 63.13 FS6 08A	152,70	60.131	39.560	28.880	22.940	26.410	53,87	630	3.440	1.066	600	740	8x1650	8x1650	2x1650
	ICE 63.13 FS8 08A	203,60	67.746	44.570	32.540	25.850	24.880	71,82	630	3.440	1.060	700	840	10x1650	10x1650	2x1650
4 x F	ICE 63.14 FS6 08A	203,60	77.581	51.040	37.260	29.600	35.220	71,82	630	4.440	1.066	600	740	8x2250	8x2250	2x2250
	ICE 63.14 FS8 08A	271,46	86.184	56.700	41.390	32.880	33.180	95,76	630	4.440	1.060	700	840	10x2250	10x2250	2x2250



ICE • 630 mm • 10mm • 40x35 - 1/2"

KAPASİTE TABLOSU • CAPACITY TABLE

MODEL / MODEL	Yüzey / Surface	KAPASİTE / CAPACITY (R404A)				Hava Debisi / Air Flow	Boru Hacmi / Tube Volume	Fanlar / Fans	Boyutlar / Dimensions				Defrost Isıtıcıları / Electric Defrost			
		-	-	-	SC5 -35/-40°C				Çap / Diameter	A	B	C	D	E1		E2
														Batarya Coil / Batterie	Batarya Coil / Batterie	
m ²	Watt	Watt	Watt	Watt	m ³ / h	dm ³	mm	mm	mm	mm	Watt	Watt	Watt			
1 x F	ICE 63.11 FS6 10A	41,92	-	-	-	6.300	8.870	17,96	630	1.440	1.066	600	740	8x750	8x750	2x750
	ICE 63.11 FS8 10A	55,89	-	-	-	7.400	8.380	23,94	630	1.440	1.060	700	840	10x750	10x750	2x750
2 x F	ICE 63.12 FS6 10A	83,84	-	-	-	14.000	17.740	35,91	630	2.440	1.066	600	740	8x1250	8x1250	2x1250
	ICE 63.12 FS8 10A	111,18	-	-	-	17.000	16.760	47,88	630	2.440	1.060	700	840	10x1250	10x1250	2x1250
3 x F	ICE 63.13 FS6 10A	125,80	-	-	-	20.250	26.600	53,87	630	3.440	1.066	600	740	8x1650	8x1650	2x1650
	ICE 63.13 FS8 10A	167,70	-	-	-	23.500	25.140	71,82	630	3.440	1.060	700	840	10x1650	10x1650	2x1650
4 x F	ICE 63.14 FS6 10A	167,70	-	-	-	27.500	35.490	71,82	630	4.440	1.066	600	740	8x2250	8x2250	2x2250
	ICE 63.14 FS8 10A	223,60	-	-	-	31.500	33.520	95,76	630	4.440	1.060	700	840	10x2250	10x2250	2x2250



ICB • 630 mm • 10mm • 40x35 - 1/2"

KAPASİTE TABLOSU • CAPACITY TABLE

MODEL / MODEL	Yüzey / Surface	KAPASİTE / CAPACITY (R404A)				Hava Debisi / Air Flow	Boru Hacmi / Tube Volume	Fanlar / Fans	Boyutlar / Dimensions				Defrost Isıtıcıları / Electric Defrost			
		SC2 -8/ 0°C	SC3 -25/-18°C	SC4 -31/-25°C	SC5 -35/-40°C				Çap / Diameter	A	B	C	D	E1		E2
														Batarya Coil / Batterie	Batarya Coil / Batterie	
m ²	Watt	Watt	Watt	Watt	m ³ / h	dm ³	mm	mm	mm	mm	Watt	Watt	Watt			
2 x F	ICB 63.21 FS6 10A	79,80	24.771	19.146	14.975	11.177	12.600	34,90	630	1.500	2.200	760	900	8x750	8x750	2x750
	ICB 63.21 FS8 10A	106,40	30.369	22.637	17.781	13.427	14.800	46,50	630	1.500	2.200	760	900	10x750	10x750	2x750
4 x F	ICB 63.22 FS6 10A	159,70	50.345	39.554	31.112	23.248	28.000	69,80	630	2.500	2.200	760	900	8x1250	8x1250	2x1250
	ICB 63.22 FS8 10A	212,90	62.781	48.531	38.512	29.106	34.000	93,00	630	2.500	2.200	760	900	10x1250	10x1250	2x1250
6 x F	ICB 63.23 FS6 10A	239,50	76.221	60.451	47.540	35.620	40.500	104,70	630	3.500	2.200	760	900	8x1650	8x1650	2x1650
	ICB 63.23 FS8 10A	319,30	94.891	73.732	58.637	44.421	47.000	139,60	630	3.500	2.200	760	900	10x1650	10x1650	2x1650
8 x F	ICB 63.24 FS6 10A	319,40	101.994	81.134	64.144	47.922	55.000	139,60	630	4.500	2.200	760	900	8x2250	8x2250	2x2250
	ICB 63.24 FS8 10A	425,80	126.747	99.224	78.770	59.505	63.000	186,00	630	4.500	2.200	760	900	10x2250	10x2250	2x2250